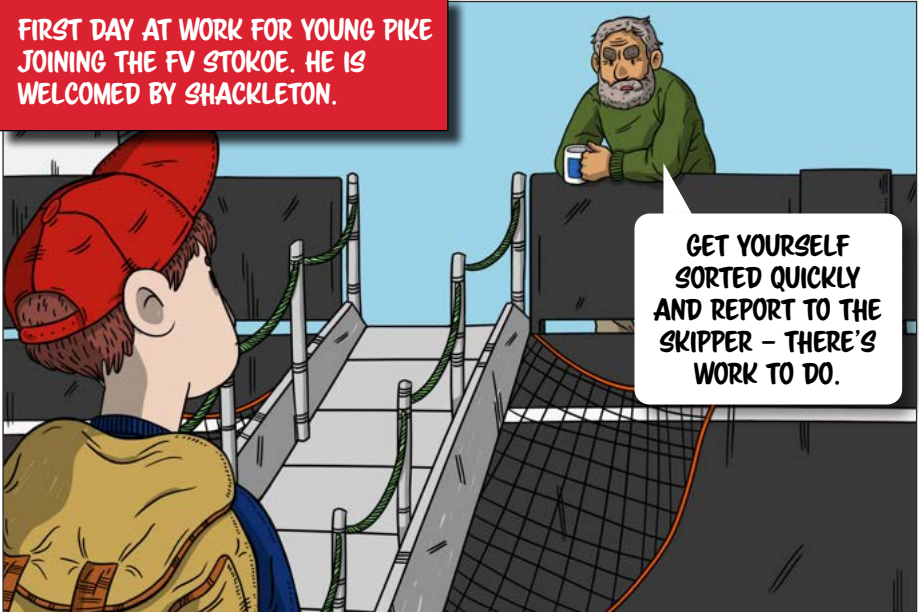



Joining the boat for the first time – time to get familiar...

FIRST DAY AT WORK FOR YOUNG PIKE JOINING THE FV STOKOE. HE IS WELCOMED BY SHACKLETON.



GET YOURSELF SORTED QUICKLY AND REPORT TO THE SKIPPER – THERE'S WORK TO DO.

PIKE MEETS HIS CABIN MATE BRAMBLE.



THIS IS MY FIRST TIME AT SEA. I'M A BIT NERVOUS, ESPECIALLY AFTER WATCHING THOSE REALITY TV PROGRAMMES ON FISHING.


NOTHING TO WORRY ABOUT – I'VE BEEN DOING THIS FOR YEARS AND NOTHING BAD HAS EVER HAPPENED TO ME.

**AFTER UNPACKING,
PIKE GOES TO THE WHEELHOUSE.**

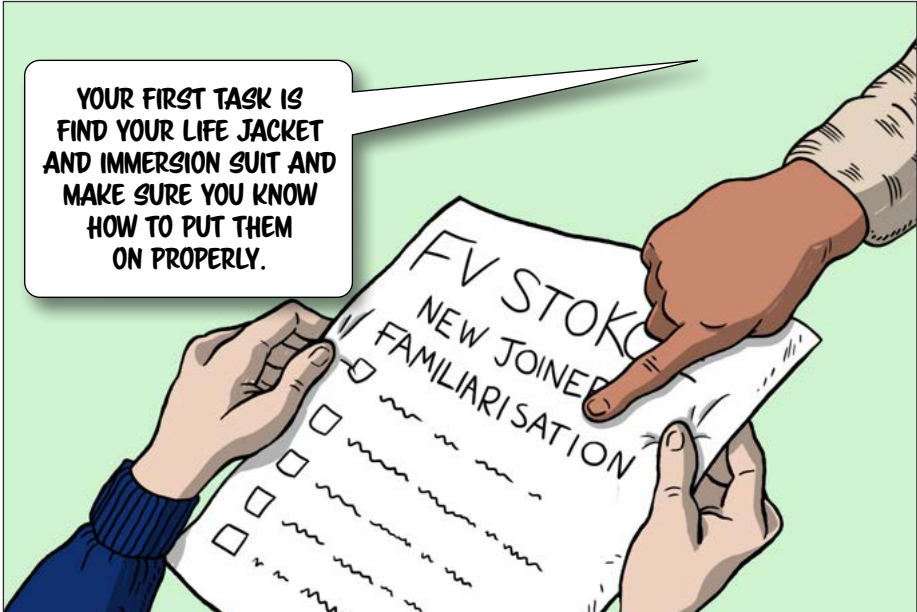
**REPORTING FOR
WORK SKIPPER -
I'M READY
TO START.**

**NO YOU'RE NOT.
I'M NOT LETTING
YOU LOOSE ON MY
BOAT WITHOUT
FAMILIARISATION
TRAINING. YOU'RE
NO USE TO ME IF
YOU DON'T WORK
SAFELY OR CAN'T
HELP IN AN
EMERGENCY.**

**WHAT IF YOU GET INJURED
BECAUSE YOU DON'T KNOW
WHAT YOU ARE DOING? IF
YOU'RE INJURED, YOU CAN'T
WORK - AND IF YOU
CAN'T WORK YOU CAN'T
MAKE MONEY.**



Sea survival – give yourself a fighting chance...



COME HERE - I'LL SHOW YOU HOW TO PUT IT ON PROPERLY.



BRAMBLE, GET YOUR LIFEJACKET REPLACED IMMEDIATELY - YOU WOULDN'T LAST A MINUTE IN THE SEA WITH THAT ONE.




IS YOUR LIFEJACKET AND IMMERSION SUIT IN GOOD CONDITION? CHECK REFLECTIVE TAPE, WHISTLE, LIGHT AND STRAPS. REMEMBER YOUR LIFE MIGHT DEPEND ON IT ONE DAY.

THAT'S MORE LIKE IT!

Fire! Find – Inform – Restrict – Evacuate...

THE SKIPPER GETS THE WHOLE CREW TOGETHER.




IN THE CREW MESS, PIKE IS CHECKING THE NOTICE BOARD. BRAMBLE IS COOKING IN THE GALLEY.



THEN...

THIS IS A DRILL:
FIRE DETECTOR
ACTIVATED IN CREW
CABIN TWO.



THE FIRST TEAM ARE AT THE SCENE.




IF YOU EVER COME
ACROSS A FIRE, ALWAYS
REMEMBER **F.I.R.E**

F FIND: WHERE'S THE FIRE?



I INFORM: LET THE WHEELHOUSE KNOW AS MUCH AS POSSIBLE – LOCATION, TYPE AND SIZE OF FIRE.



R RESTRICT: CLOSE THE DOORS AND VENTS TO PREVENT IT SPREADING AND STOP AIR FEEDING THE FIRE.



E EVACUATE: IF SAFE TO DO SO, MAKE SURE NEARBY AREAS ARE CLEAR OF PEOPLE – BANG ON DOORS AND SHOUT 'FIRE'.




SHACKLETON HAS CLOSED THE CABIN DOOR TO CONTAIN THE SIMULATED FIRE.

IF THE FIRE CAN BE SAFELY TACKLED WITH A PORTABLE FIRE EXTINGUISHER, THEN MAKE ONE ATTEMPT ONLY. IF IT DOESN'T PUT OUT THE FIRE, CLOSE THE DOOR AND LEAVE IT FOR THE FIRE TEAM WHO WILL HAVE THE RIGHT KIT.

BUT YOU MUST CHOOSE THE RIGHT TYPE OF EXTINGUISHER. IF YOU USE THE WRONG TYPE IT COULD MAKE THE SITUATION A LOT WORSE.






**CARBON DIOXIDE (CO2)
EXTINGUISHER: USED
ON ELECTRICAL FIRES.**



**DRY POWDER
EXTINGUISHER:
SUITABLE FOR
ALL FIRES
EXCEPT DEEP
FAT FRYER FIRES.**



**THE INSTRUCTIONS ON HOW
TO USE IT ARE ALWAYS
PRINTED ON THE
EXTINGUISHER.**

**LOOK AT THE DIFFERENT
TYPES OF EXTINGUISHER
ON BOARD AND MAKE
SURE YOU UNDERSTAND
THESE INSTRUCTIONS.**

YOU TRY - IT'S THE BEST WAY TO LEARN.



SUDDENLY...

FIRE ALARM
ACTIVATED IN
GALLEY. THIS IS
NOT A DRILL!



IN THE CREW MESS, LOOKING INTO THE GALLEY.



SHACKLETON QUICKLY SHUTS THE FIRE DOOR TO CONTAIN THE FIRE.



BRAMBLE RUSHES INTO THE GALLEY WITH A WATER EXTINGUISHER.


OH NO... MY LUNCH!!



FLAMES AND SMOKE BELCH OUT OF THE GALLEY.

...NEVER USE A WATER EXTINGUISHER ON AN OIL FIRE!






PIKE, WHAT WOULD HAVE HAPPENED IF WE COULDN'T CONTROL THE FIRE AND WE WERE OUT AT SEA?

DON'T KNOW, SKIPPER.



WE MIGHT HAVE TO ABANDON THE VESSEL. WHAT DOES YOUR FAMILIARISATION SHEET SAY ABOUT THIS?

Accidents and the right response...



SHACKLETON ARRIVES TO HELP.




MAN OVERBOARD!!




BRAMBLE YOU FOOL - YOU COULD HAVE DROWNED!

YOU'VE GOT A
YOUNG FAMILY
AT HOME REMEMBER.
YOU'RE NO GOOD
TO THEM DEAD.






BRAMBLE SURVIVES



PIKE, GET THE MEDICAL
KIT AND SOME
BLANKETS. BRAMBLE
HERE HAS SOME
MINOR CUTS THAT
NEED TREATING AND
WE NEED TO WARM
HIM UP TO PREVENT
HYPOTHERMIA.

ILLUSTRATION BY PETER HARRIS





BRAMBLE GETS PATCHED UP...

...WHILE SHACKLETON WRITES THE ACCIDENT REPORT.


IDIOT! THIS MEANS MORE PAPERWORK FOR ME... ANOTHER REPORT TO WRITE.



SKIPPER IS NOT IMPRESSED.

WE WILL CARRY OUT A PROPER INVESTIGATION AND IT WILL NOT BE A MEANINGLESS PAPERWORK EXERCISE... THIS IS HOW WE DO THINGS ON MY BOAT.

ACCIDENT REPORTS ARE VITAL IF WE ARE TO PREVENT THIS SORT OF THING HAPPENING AGAIN-SOMEONE COULD HAVE DIED.

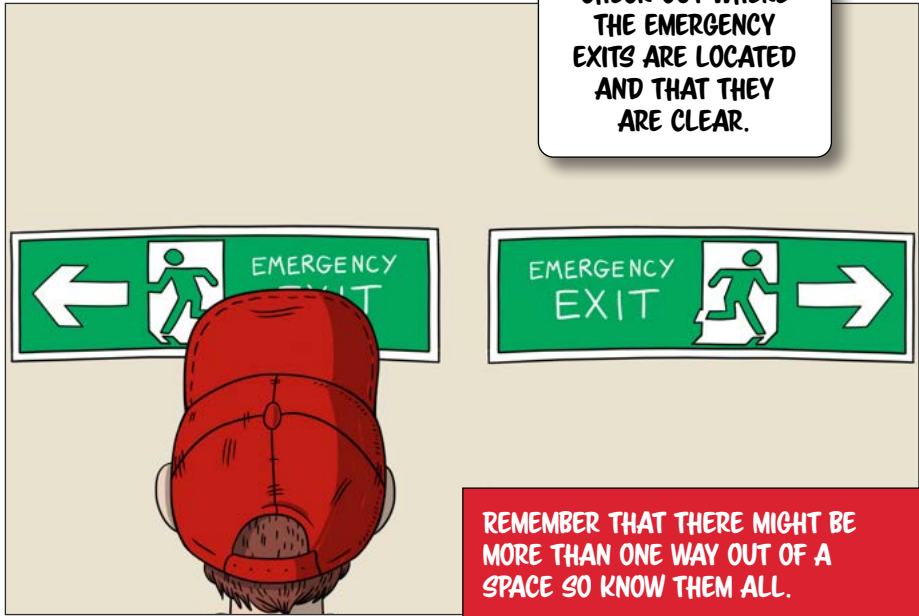


Process the catch, not the crew...

LATER, IN THE WHEELHOUSE...



GO AND FIND BRAMBLE AND
HELP HIM. HE SHOULD BE BELOW
DECK CHECKING THE PROCESSING
CONVEYORS.



WHEN YOU ARE DOWN
THERE, MAKE SURE TO
CHECK OUT WHERE
THE EMERGENCY
EXITS ARE LOCATED
AND THAT THEY
ARE CLEAR.




REMEMBER THAT THERE MIGHT BE
MORE THAN ONE WAY OUT OF A
SPACE SO KNOW THEM ALL.

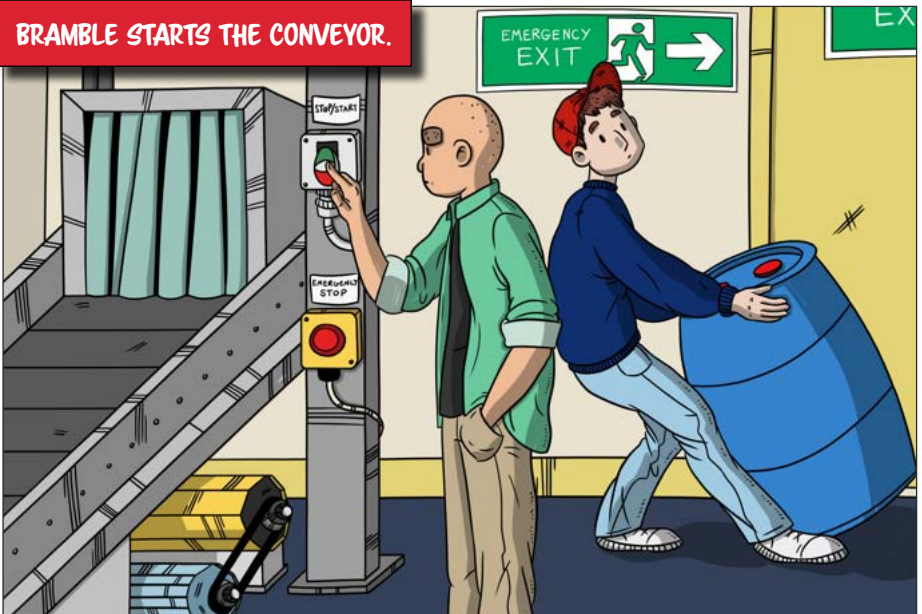
BELOW DECK, BRAMBLE IS GREASING THE CONVEYOR.

YOU COME TO HELP ME?

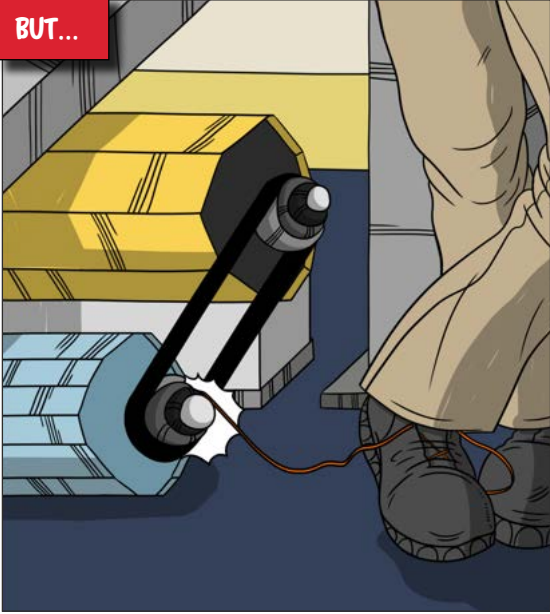
YES, FIRST JUST LET ME MOVE THAT EMPTY DRUM THAT'S BLOCKING THE EMERGENCY EXIT.



BRAMBLE STARTS THE CONVEYOR.




BUT...




LOOK OUT!!



PIKE ACTIVATES THE EMERGENCY STOP.







Protecting your personal equipment with personal protective equipment...

SHACKLETON NOTICES PIKE'S SHOES.

ARE YOU WEARING THE RIGHT PPE?

I DON'T UNDERSTAND - WHAT'S PPE?

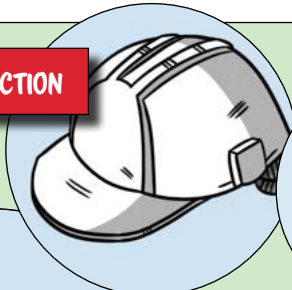
PERSONAL PROTECTIVE EQUIPMENT. ARE THOSE SAFETY SHOES?

ER... DON'T THINK SO.

SKIPPER EXPLAINS.

YOU'VE ALREADY SEEN THERE ARE QUITE A FEW HAZARDS ON A FISHING BOAT. THAT'S WHY IT IS IMPORTANT TO WEAR THE RIGHT CLOTHES.

HEAD PROTECTION



EAR PROTECTION



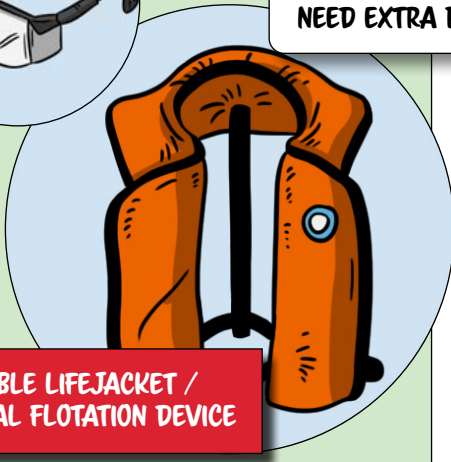
GLOVES SUITABLE FOR THE TASK




SAFETY SHOES WITH SUITABLE SOLES

FOR SOME JOBS WE WILL TELL WHAT YOU HAVE TO WEAR. BUT SOMETIMES YOU WILL HAVE TO RECOGNISE THE HAZARDS YOURSELF AND DECIDE IF YOU NEED EXTRA PROTECTION.

EYE PROTECTION





INFLATABLE LIFEJACKET / PERSONAL FLOTATION DEVICE



Working in the freezer hold and not getting frozen...


LATER, BRAMBLE IS WORKING IN THE FREEZER HOLD...



YOU CANNOT WORK IN THE FREEZER WITHOUT INSULATED CLOTHES AND GLOVES. YOU COULD END UP WITH FROSTBITE AND LOSE YOUR FINGERS OR TOES.

IT'S LUCKY WE SAW YOU IN THERE. IF YOU HAD COLLAPSED AND WE DIDN'T KNOW YOU WERE IN THERE, IT COULD HAVE BEEN HOURS BEFORE ANYONE NOTICED. YOU WOULD BE A DEAD MAN!!

FREEZER HO



BRAMBLE PUTS ON THE CORRECT CLOTHES.

THAT'S WHY IT'S IMPORTANT IF YOU ARE GOING TO WORK SOMEWHERE ALONE, MAKE SURE YOU TELL SOMEONE.




Keeping safe in a confined space...


LATER IN THE CREW MESS...



BELOW DECK, BRAMBLE OPENS THE HATCH FOR THE TANK.



BRAMBLE AND PIKE FEEL DIZZY.




GET AWAY FROM THERE - NOW!!

THEY MOVE OUT INTO THE FRESH AIR.



THAT WAS HYDROGEN SULPHIDE GAS AND IT CAN KILL YOU. YOU'RE LUCKY YOU COULD SMELL IT - WHEN IT REACHES LETHAL CONCENTRATIONS YOU MIGHT NOT BE ABLE TO SMELL IT.




WE HAVE TO TAKE EXTRA PRECAUTIONS IF WE ARE WORKING IN AN AREA WHERE THERE MIGHT JUST BE TOXIC GASES OR LOW LEVELS OF OXYGEN.

DANGEROUS GASES LIKE THIS FORM IF THERE IS ANY ROTTING FISH IN THE TANK OR IN THE SEAWATER PIPEWORK. THIS HAS KILLED MANY PEOPLE.

NEVER ENTER A TANK OR A CONFINED SPACE WITHOUT TESTING THE ATMOSPHERE, AND ALWAYS HAVE SOMEONE LOOKING OUT FOR YOU. THIS TYPE OF WORK HAS TO BE PROPERLY PLANNED.





THESE ARE MULTI-GAS DETECTORS, WEAR THEM AND LOOK AFTER THEM. IF THE ALARM GOES OFF THEN **GET OUT OF THE AREA QUICKLY.**



SHACKLETON, RUN THE VENTILATION FANS AT FULL SPEED TO GET RID OF THE GASES BELOW DECK. NOBODY GOES IN THERE UNTIL IT'S TESTED SAFE.

Working on deck and not getting decked...




YOU TWO - CHECK THE JETTY TO SEE IF THE STORES HAVE ARRIVED.

ON THE QUAYSIDE, BRAMBLE AND PIKE UNLOAD A TRUCK.



COME ON, LET'S GET THESE ON BOARD. THERE WILL BE CIGARETTES AMONGST THAT LOT AND I'M NOT LEAVING WITHOUT THEM.

THEY CARRY THE STORES ONTO THE VESSEL.



**OH!!
WATCH OUT!!
CAREFUL!!**


CAN YOU SPOT THE HAZARDS?

SHACKLETON STOPS THEM.

**DO YOU KNOW WHAT
CAUSES MOST
INJURIES? SLIPS,
TRIPS AND FALLS.**



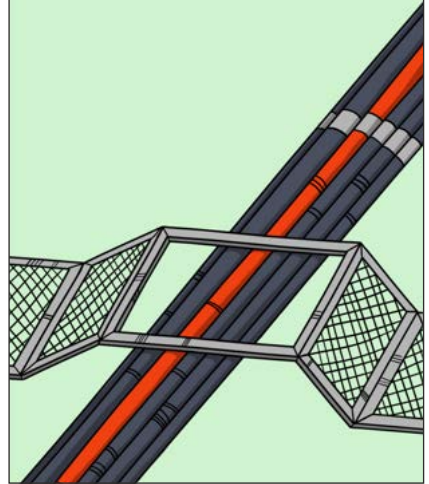
**MAKE SURE YOU CAN ALWAYS
SEE WHERE YOU ARE GOING.**




**IF YOU SEE SOMETHING THAT
COULD MAKE YOU SLIP OR TRIP –
DO SOMETHING ABOUT IT. DO
NOT LEAVE IT FOR SOMEONE ELSE.**



**IF YOU SEE SOMETHING
DAMAGED – REPORT IT.**



**BACK ON THE QUAYSIDE,
BRAMBLE TRIES TO LIFT A
HEAVY BOX.**






OWWWW!!
MY BACK!!

NO, NO, NO... IF THE
BOX IS HEAVY THEN ASK
FOR HELP - AND LIFT
WITH YOUR LEGS NOT
YOUR BACK.




THAT'S MORE LIKE IT.
BACKS STRAIGHT AND
LIFT WITH YOUR LEGS!




**MAKE SURE YOU KNOW
HOW TO LIFT SAFELY.**

And making sure you don't poison the fish...

LATER ON THE BACK DECK, BRAMBLE IS STRUGGLING WITH HIS SORE FINGER AND BACK.



BRAMBLE QUICKLY DISAPPEARS.





NO RUBBISH GETS THROWN
OVERBOARD AT ANY TIME.
IT'S AGAINST THE LAW - EVEN
WHEN WE'RE OUT AT SEA.





SHACKLETON SHOWS PIKE THE BOAT'S ENVIRONMENTAL POLICY.

THE SAME GOES FOR OIL
AND CHEMICALS - THEY
MUST NEVER BE Poured
OR PUMPED DIRECTLY
INTO THE SEA.



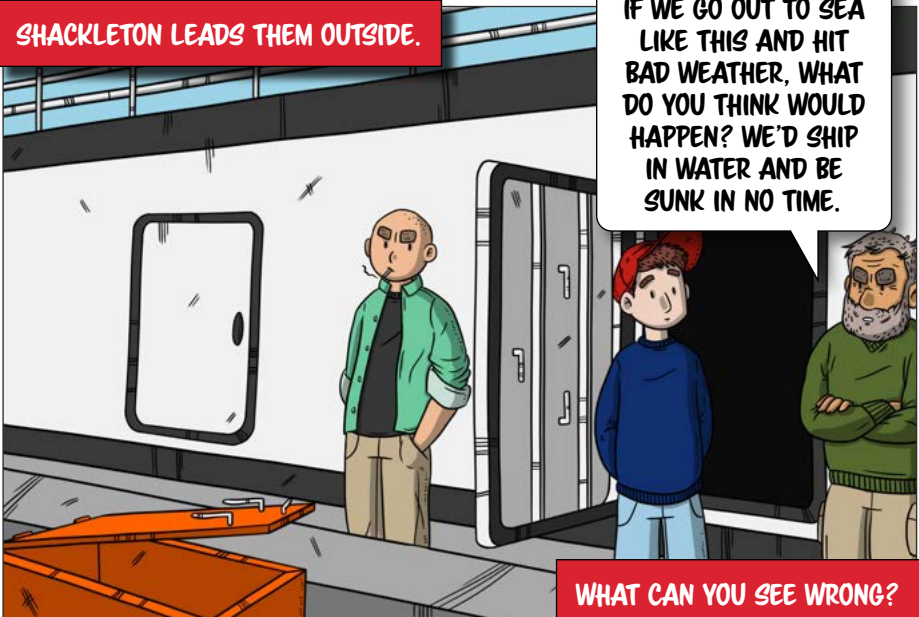
Finally, get ready for sea and catch some fish...

LATER, BACK IN THE WHEELHOUSE...




SHACKLETON LEADS THEM OUTSIDE.

IF WE GO OUT TO SEA LIKE THIS AND HIT BAD WEATHER, WHAT DO YOU THINK WOULD HAPPEN? WE'D SHIP IN WATER AND BE SUNK IN NO TIME.



WHAT CAN YOU SEE WRONG?



THAT'S BETTER! MAKE SURE THE DOORS AND HATCH COVERS ARE CLOSED AND FASTENED.

IN THE WHEELHOUSE...

OK - LET'S GET OUT THERE AND EARN SOME MONEY. JUST ONE LAST THING TO DO BEFORE YOU GO BACK OUT THERE...



WEAR AN INFLATABLE LIFEJACKET AND MAKE SURE YOUR PERSONAL LOCATOR BEACON IS SWITCHED ON!



SAFE OUT...



SAFE HOME...